

March

Math

and

Literacy

Stations



By Deedee Wills

8 Literacy Stations

Sounds Float

K.RF.2.D

Isolate and pronounce the initial, medial vowel, and final sounds.

I can...

1. Say the first sound.



Lucky Endings

K.RF.2.D

Isolate and pronounce the initial, medial vowel, and final sounds.



I can...

1. Say the word and listen for the ending sound.


hammer



hammer

Beautiful Blends

K.RF.3 Know and apply grade-level phonics and word analysis skills in decoding words.



I can...

1. Say the beginning...

...obe



Spring Rhymes

K.RF.2.a Recognize and produce rhyming words.



I can...

1. Say the word on the card.



rag and bag rhyme!



March Syllables


K.RF.2.B

count, pronounce, blend, and segment syllables in spoken words.



I can...

1. Say the word on the card and count the syllables.



horseshoe



2. Color a shamrock for each syllable and write the word.



Shoot and SCORE!

K.RF.3 Know and apply grade-level phonics and word analysis skills in decoding words.



I can...

1. Say the...



Clover Words

K.RF.3 Know and apply grade-level phonics and word analysis skills in decoding words.



I can...

1. Say the missing vowel.



2. Color the vowel. Write the word.

Shoot and SCORE!

K.RF.3 Know and apply grade-level phonics and word analysis skills in decoding words.



I can...

1. Say the...



2. Write the word...

Sentences for March

CCSS.ELA-LITERACY.RF.K.4 Read emergent-reader texts with purpose and understanding.



I can...

1. Match the picture with the...




He has a butterfly.

2. Write the sentence.



Planting CVC Words

RF.K.2.e Add or substitute individual sounds in sample one-syllable words to make new words.



I can...


1. Change the beginning sounds in each word to make a new word.



mad dad



2. Write the words.



NOTE: There are 2 differentiated response options

NOTE: There are 4 weeks worth of sentence work.

8 Math Stations

Looks Like Rain! Base 10

K.CC.B.4
Understand the relationship between numbers and quantities; connect counting to cardinality.

I can...
1. Count the base ten blocks.

12

How Lucky!

K.CC.B.4
Understand the relationship between numbers and quantities; connect counting to cardinality.

I can...
1. Count the pictures on the cards.

9

2. Write how many there are.

Spring 10 Frames

K.CC.B.4
Understand the relationship between numbers and quantities; connect counting to cardinality.

I can...
1. Count the ten frame.

16

Look to the Trees COUNT BY 10

K.CC.A.1
Count to 100 by ones and by tens.

Rainy Day Addition

K.OA.A.2 Solve addition and subtraction word problems, and add and subtract within 10, e.g., by using objects or drawings to represent the problem.

I can...
1. Count the pictures.

$4 + 3 = 7$

2. Write and solve the equations.

Fluttering Friends

K.CC.A.1
Count to 100 by ones and by tens.

I can...
1. Say the numbers in order.

10, 11, 12

2. Write the numbers in order.

Count to see how many more you need to make 10.

$5 + 5 = 10$

Write the equation.

ST. Patrick's Day Subtraction

K.OA.A.2 Solve addition and subtraction word problems, and add and subtract within 10, e.g., by using objects or drawings to represent the problem.

I can...
1. Count the pictures and subtract the ones with the X.

$5 - 1 = 4$

2. Write and solve the equations.