

LITERACY STATIONS MANAGEMENT



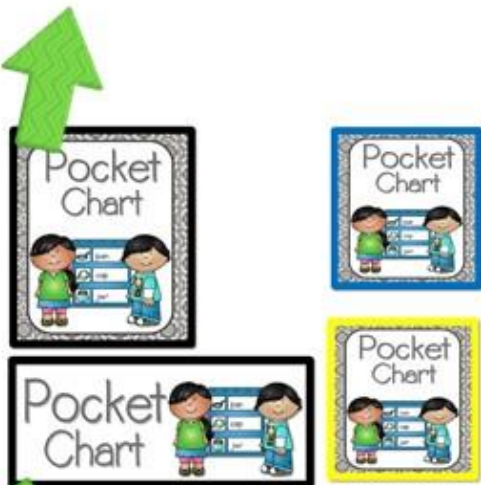
With 150+ task cards

BY DEEDEE WILLS

What ARE ALL OF THESE CARDS FOR?

Word Board Cards are Included

This label can be placed on the shelf where the bin stays when it is not in use. This is helpful in keeping your station bins organized and tidy!



I take the students' photos on the first day of school and they go in the pocket chart. 2 students to a station. I usually do 2 literacy rotations a day (15-20 minutes apart)

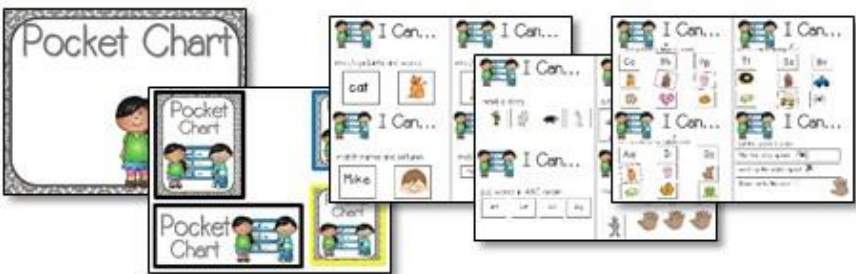


Label for the bin.



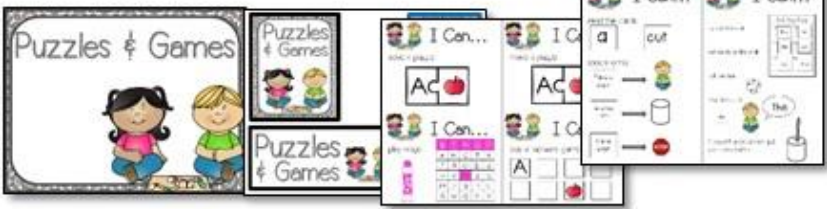

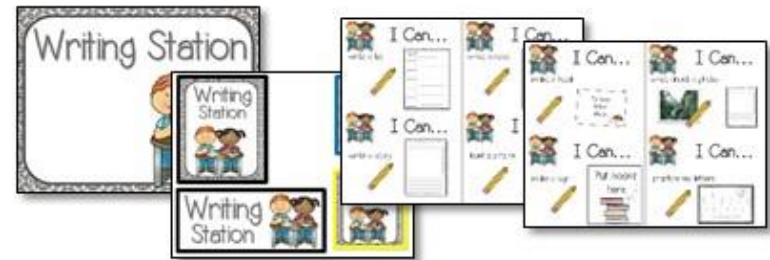
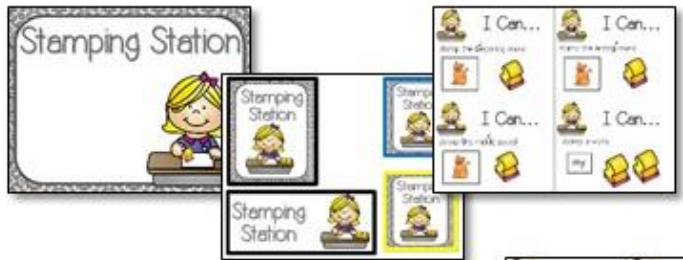

When I meet with a group, I just slide the "Meet with Teacher" card in front of their regular station for the day. I don't worry if they miss a particular station since I know they will receive the most valuable instruction during our small group sessions.

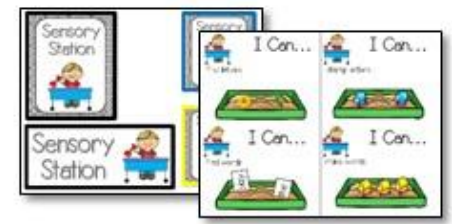








Why are there so many different Word Study Station Cards?

I like to give a specific task to each word study station. So Word Study A may have a different task than Word Study B, C...







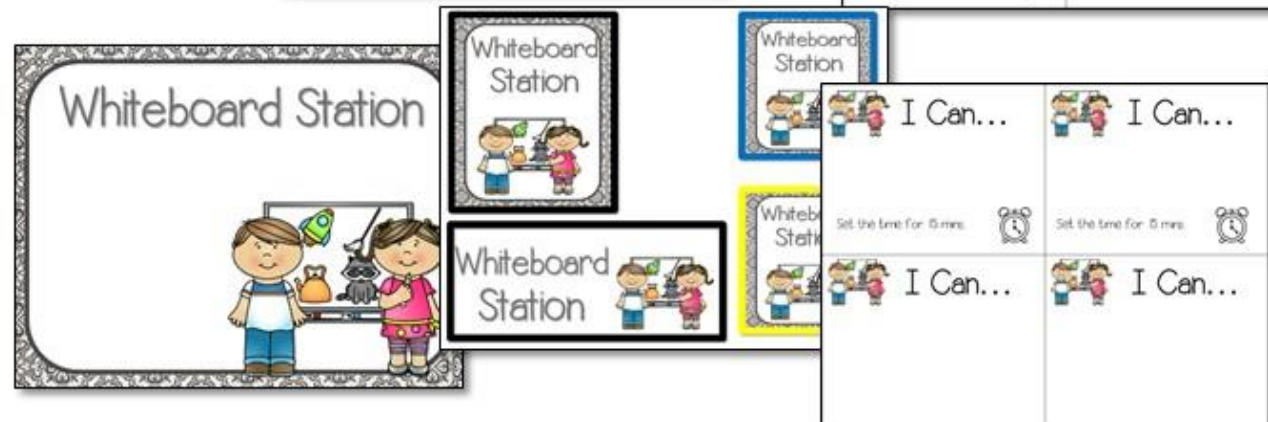
There are no "I Can" cards as the activities and tasks will be teacher directed. There are 8 "ready to use" student response pages



NOTE: These sets of cards are editable. You may enter the URL or apps you want your students to use.



Mac Users: You will need to open the file in **ADOBE** not Preview if you wish to make edits.



Additionally, each card comes in a blank template format so you can customize it for your own classroom!

